


# Lovibond® Colour Measurement

Tintometer® Group



## OnColor™ Lite

### Colour Quality Control Software

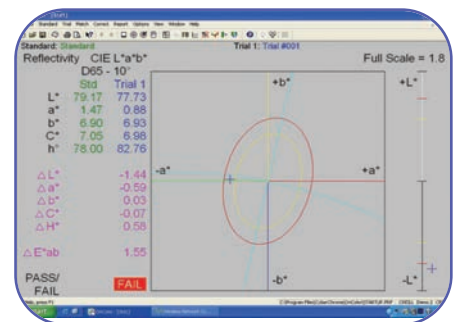
OnColor™ Lite is an affordable entry-level colour quality control package that works with most spectrophotometers. Compatible with Windows®, OnColor™ Lite offers a wide range of functions and graphical displays for the evaluation and control of colour, including instrument control, colorimetric and spectral data, colour tolerancing, reporting and archiving of data.

\* Contact the local Lovibond® representative for version availability.

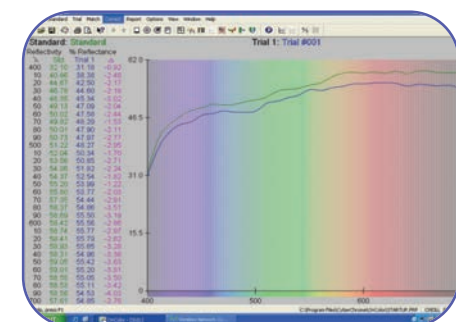
# OnColor™ Lite

- ✓ 2 customisable report screens to display colour data and indices.
- ✓ Complete elliptical tolerancing capability including CMC & CIE 2000 tolerancing and the advanced 'best fit' technique which statistically calculates tolerances based on batch history data.
- ✓ Navigation aids – keyboard shortcuts, tool tips, right-click shortcut menus.
- ✓ 'Send mail' function allows you to communicate your colour data worldwide directly from the program.
- ✓ 'Spreadsheet' option stores your choice of colour data in spreadsheet format for further processing, reporting and calculation.
- ✓ Munsell notations and over 50 indices including whiteness, yellowness, correlated haze, chromatic strength at maximum absorption.
- ✓ Twenty fields for job identification, in addition to auto-naming and a notes field for each trial.
- ✓ Select trials to be included on reports and displays.
- ✓ Interfaces with most spectrophotometers from many different manufacturers.
- ✓ Compatible with, and easy to upgrade to, OnColor™ Premium or OnColor™ Match colour formulation software.
- ✓ Sort trials according to any criteria.
- ✓ Automatic 'Select Standard' mode.
- ✓ 555 shade sorting.
- ✓ On-screen colour.

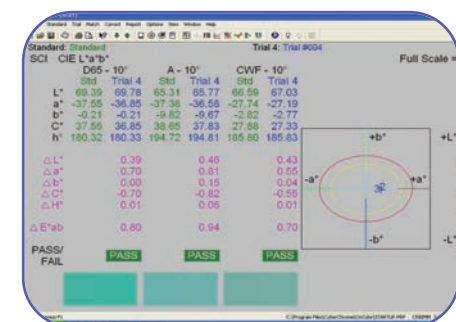
Technical Data	
<b>Applicable Instruments</b>	All Lovibond® reflectance spectrophotometers in use today
<b>Observer/Illuminants</b>	Observer: CIE 2° and 10° Standard Observers Illuminants: CIE standard illuminants A & D65; CIE Illuminants C, D50, D55 and D75; CIE fluorescent illuminants F2, F6, F7, F8, F10, F11 and F12; Ultralume U5000
<b>Displays</b>	Spectral Plot, Colour Plot, Customisable
<b>Colour/ Colour Difference</b>	CIE Yxy, CIE XYZ, CIE L*a*b*, CIE L*C*h CIE L*u*v*, Hunter Lab, FMC-2, CMC, CIE 94, Munsell, CIE 2000, GE-PQS, Audi, DIN 99
<b>Indices</b>	Metamerism: CIE, DIN 6172 Whiteness: CIE, ASTM E313-1973, ASTM E313-1996, Berger, Hunter, Stensby, Taube, Ganz/Griesser Tint: CIE, ASTM E313-96 Yellowness: ASTM D1925, ASTM E313-1973, ASTM E313-1996, DIN 6167 Strength: Apparent, Chromatic at maximum absorption or user wavelength, Equal Apparent TAPPI brightness Dominant Wavelength/Purity Stain Test: ISO 105.A04(E) Grey Scale: ISO 105.A05.2 Standard Depth: ISO 105.A06 Opacity: Infinite thickness (paper backing), contrast (89% tile backing) Correlated Haze: ASTM D1003
<b>Tolerancing</b>	Elliptical tolerance, box tolerance, pass/warn/fail criteria
<b>Other Functions</b>	Average measurement, remote measurement, automatic naming, macros and online help
<b>Minimum System Requirements</b>	OS: Microsoft® Windows® Operating System* 1 USB port : 1 Serial port : Hard Disk: At least 10MB free space : Display: VGA (640 x 480), 256 colour or higher



Display Indices and Job ID's



Analyse Performance



Check Metamerism

Specifications subject to change without notice. Microsoft® & Windows® are trademarks of Microsoft Corporation. \*Contact the local Lovibond® representative for version availability.